


EXETER DINING IN CHERRY

Exeter dining is a striking marriage of isometric tension and modern design. Extension Tables incorporate self-equalizing ball bearing glides and can be ordered with either one or two self-storing butterfly leaves to seat up to twelve. Exeter tables are available in a range of wood top or glass top sizes highlighting the unique geometry of the table base.


The Exeter Dining Room designed by Carl Thomson is crafted in solid cherry hardwood with five finishes*. The finish is **GREENGUARD Certified** for low chemical emissions.

*Natural variations in solid wood and hand-applied finishes make each piece unique. Slight grain and finish irregularities as well as subtle differences in stain shades are signs that the furniture has been crafted from solid wood and are considered hallmarks of quality.



SCAN HERE TO VIEW
Easy Stow Extension
and Leaf Storage

Carl Thompson trained and graduated as an Industrial Designer. He has worked for some of the most respected names in modern design including Eliot Noyes, Walter Dorwin Teague, and Henry Dreyfuss. Over the course of his career he has designed a broad range of products with a particular emphasis on aircraft interiors, rapid transit vehicles, and industrial vehicles. In each case, seating is an elementary and important piece. That experience applies to furniture design, a continuing interest. He believes design is the synthesis of materials, methods, art, and science producing attractive, comfortable, useful objects and furnishings. This approach has led to domestic and international recognition.



Extension Tables

Extension tables incorporate self-equalizing, ball bearing extension glides and a single 24" or double 20" (each) self-storing butterfly leaves for single handed operation.



Extension Table with 2 leaves

6-EXE-22-XX 50"w x 72"/92"/112"l x 30"h

6-EXE-20-XX 42"w x 72"/92"/112"l x 30"h



Extension Table with 1 leaf

6-EXE-23-XX 50"w x 72"/96"l x 30"h

6-EXE-21-XX 42"w x 72"/96"l x 30"h



Fixed Top Tables

Exeter tables are available in a range of fixed top sizes highlighting the unique geometry of the table base.



48" x 72" Table
6-EXE-12-XX

48"w x 72"l x 30"h



48" x 84" Table
6-EXE-13-XX

48"w x 84"l x 30"h



48" Round Table
6-EXR-48-XX

48"w x 48"l x 30"h



54" Round Table
6-EXR-54-XX

54"w x 54"l x 30"h



60" Round Table
6-EXR-60-XX

60"w x 60"l x 30"h

Glass Top Tables

Exeter tables are available in a range of glass top sizes highlighting the unique geometry of the table base.



42" x 72" Glass Top Table
6-EXE-30-XX
42"w x 72"l x 30"h



48" x 84" Glass Top Table
6-EXE-31-XX
48"w x 84"l x 30"h



48" Round Glass Top Table
6-EXE-34-XX
48"w x 48"l x 30"h



54" Round Glass Top Table
6-EXE-35-XX
54"w x 54"l x 30"h



60" Round Glass Top Table
6-EXE-36-XX
60"w x 60"l x 30"h





Kyoto Armchair
8-KYO-42-XX

21 1/4" w x 22 1/2" l x 33" h



Kyoto Sidechair
8-KYO-40-XX

18 3/4" w x 22 1/2" l x 33" h



Estelle Arm Chair
8-EST-52-XX

23 3/8" w x 20 7/8" l x 33 3/4" h



Estelle Side Chair
8-EST-50-XX

19 3/4" w x 20" l x 33 3/4" h



Estelle Counter Stool - seat height 26"
8-EST-60-XX

19 3/4" w x 20" l x 41 1/2" h



Estelle Bar Stool - seat height 30"
8-EST-65-XX

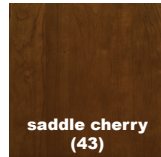
19 3/4" w x 20" l x 45 1/2" h



Exeter Chair
8-EXE-50-XX

19 1/4" w x 22 1/2" l x 34" h

Finish Options



Upholstery Options

Upholstered items are available in a range of microsuede, fabric, Ultrasuede®, Ultraleather®, Sunbrella® or leather colors as well as COM (customer's own material). Please refer to the upholstery page of this catalog.

Buffet

The Buffet features height adjustable drawers and anti-tarnish silverware tray.



Buffet
6-EXE-50-XX

70 1/2"w x 19 7/8"l x 33.5"h



The silverware drawer is fitted with an anti-tarnish insert.