

bedroom

dining room

living room

home office



Natural Hardwood Furniture
Made in Vermont



ABOUT COPELAND

Copeland Furniture has been producing wood products and furniture since 1976. We have gradually grown over the years from a one man shop to the largest employer in our small town of Bradford, Vermont producing high quality furniture.

We are surrounded by beauty. The architectural gems that line the streets in Vermont's well preserved villages inform our aesthetic and sense of proportion. The natural landscape surrounds us with beauty in the form of farmland and mountains, and is also the source of a renewable resource - solid hardwood - from which we build beautiful furniture for your home.



We know that our environment is, in many ways, very fragile. We are the beneficiaries of the strong stewardship ethic practiced and passed down by those who went before us. We hope that the next generation appreciates our stewardship and is inspired to continue the tradition.

We hope that you can see that respect for the landscape in the furniture we build for your home – timeless designs and timeless quality. We remain a family owned and operated business committed to manufacturing high quality products in America.

Tim Copeland, Copeland Furniture



SOHO BEDROOM



SCAN HERE TO VIEW
a video about
Copeland Furniture





BEDROOM



DINING ROOM



LIVING ROOM



HOME OFFICE

CONTENTS

BEDROOM

- 1 Astrid Bedroom
- 3 Berkeley Bedroom
- 5 Catalina Bedroom
- 7 Contour Bedroom
- 9 Keaton Bedroom
- 11 Mansfield Bedroom
- 13 Moduluxe Bedroom
- 15 Monterey Bedroom
- 17 Rizma Bedroom
- 19 Sarah Bedroom
- 21 Sloane Bedroom
- 23 Soho Bedroom

DINING ROOM

- 25 Audrey Dining
- 27 Axis Chairs and Stools
- 29 Catalina Dining
- 31 Exeter Dining
- 33 Sarah Dining
- 35 Statements Dining

LIVING ROOM

- 37 Catalina Media and Occasionals
- 38 Essentials Collection
- 39 Mimo Storage
- 40 Statements

HOME OFFICE

- 41 Catalina Home Office
- 43 Invigo Sit-Stand Desks
- 44 Linear Office Storage
- 45 Sarah Home Office
- 46 Select Hardwoods
- 47 Behaviour of Solid Wood Furniture
- 48 Finishes and Finish Options
- 49 Knob and Pull Options
- 50 Upholstery Options
- 51 Green Furniture
- 52 Designers

For information on the complete range of Copeland Furniture products visit us on the web at

www.copelandfurniture.com

PRICING

Current MSRP pricing may be downloaded at www.copelandfurniture.com/pricing
 All inquiries may be submitted to info@copelandfurniture.com or 802.222.9282

ASTRID BEDROOM

With its deeply splayed legs producing dramatic cantilevers, the Astrid Bedroom is an engineering feat that defies expectations and inspires a sense of possibility. A true platform bed, Astrid may be ordered with or without the headboard panels. Recommended mattress thickness is 8" to 12".

The Astrid Bedroom is crafted in solid maple, solid cherry or a combination of solid walnut and dark chocolate maple hardwood and Made to Order in several finishes* with a variety of knob or pull options. The finish is **GREENGUARD Certified** for low chemical emissions.

*Natural variations in solid wood and hand-applied finishes make each piece unique. Slight grain and finish irregularities as well as subtle differences in stain shades are signs that the furniture has been crafted from solid wood and are considered hallmarks of quality.





Cherry Finish Options



natural cherry
(03)



autumn cherry
(23)



cognac cherry
(33)



saddle cherry
(43)



smoke cherry
(53)

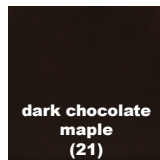
Maple Finish Options



natural maple
(01)



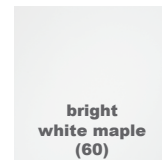
cocoa maple
(11)



dark chocolate
maple
(21)



slate maple
(41)



bright
white maple
(60)



parchment
maple
(62)

BERKELEY BEDROOM

A fusion of Arts & Crafts and Asian design, the Berkeley Bedroom is both sophisticated and practical. Crafted in solid cherry hardwood* with American black walnut accents, the collection features a variety of cases and a low footboard bed designed for use with a mattress only.


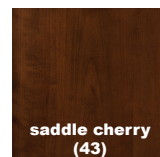
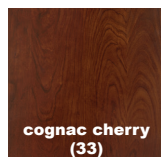


The Berkeley Bedroom is Made to Order in several finishes** with a variety of pull options. The finish is **GREEN-GUARD Certified** for low chemical emissions.

*Case sides are laminated with cherry veneer.

**Natural variations in solid wood and hand-applied finishes make each piece unique. Slight grain and finish irregularities as well as subtle differences in stain shades are signs that the furniture has been crafted from solid wood and are considered hallmarks of quality.



Finish Options





Upholstery Options

Upholstered items are available in a range of microsuede, fabric, Ultrasuede®, Ultraleather® or leather colors as well as COM (customer's own material). Please refer to the upholstery page of this catalog.

CATALINA BEDROOM

Combining the clean, unadorned lines of the International Modernists with organic and geometric forms, the Catalina Collection is suggestive of the works of America's Mid-Century Modern designers. The years following WWII were a time of uncertainty but also of great hope and progress. Designs of the period reflected that sense of hope and the promise of an ideal future. In our current period, one finds comfort and nostalgia in Catalina's retro-modern shapes and sensibilities.

The Catalina bed is low and sleek, designed for a mattress only, and is available in two heights. It is perfectly complemented by a selection of case pieces, including a 3 drawer chest with organizer options for home entertainment equipment and a laptop desk that creates a trim, functional workspace.

The Catalina Bedroom is crafted in solid cherry or American black walnut hardwood* with natural finish and Made to Order with a variety of knob or pull options. The finish is **GREENGUARD Certified** for low chemical emissions.

*Bed headboard panel is laminated with walnut veneer.





CONTOUR BEDROOM

With a continuous ribbon of solid walnut or ash surrounding the mattress and wrapping up and around the headboard, the Contour bed exemplifies streamline Modernism. The sleek Contour cases feature softened corners with a choice of shaped Opel laminated glass or solid wood tops. The Contour bed is designed for a mattress only. It is perfectly complemented by attached shelf nightstands.

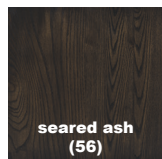
The Contour Bedroom is crafted in solid American black walnut or solid ash hardwood and Made to Order in several finishes* a variety of knob or pull options. The finish is **GREENGUARD Certified** for low chemical emissions.

*Natural variations in solid wood and hand-applied finishes make each piece unique. Slight grain and finish irregularities as well as subtle differences in stain shades are signs that the furniture has been crafted from solid wood and are considered hallmarks of quality. Products selected in Soaped Ash display a variegated range of colors from blonde to light brown.





Ash Finish Options



KEATON BEDROOM

Drawing inspiration from Art Deco styling, the Keaton Bedroom collection has a touch of modernity with a smooth and flawless feel to it. The upholstered components add softness to the sharp lines of the bed while the case pieces are highlighted by a geometric, chevron pull. The Keaton bed is low and sleek and designed for a mattress only.

The Keaton Bedroom is crafted in solid American black walnut hardwood* with natural finish and Made to Order with a variety of knob or pull options. The finish is **GREENGUARD Certified** for low chemical emissions.





MANSFIELD BEDROOM

The Mansfield Bedroom represents a striking combination of the familiar and the unconventional. Mitered frames support the cases producing complex facets that create visual interest and highlight the collection's solid construction. The geometry of the black bronze ring pulls reflects that of the overall collection and is a fresh take on a traditional form. The bed is low and sleek, designed for a mattress only. It is perfectly complemented by a selection of case pieces.

The Mansfield Bedroom is crafted in solid Walnut or solid Cherry and Made to Order in several finishes* with a variety of knob or pull options. The finish is **GREENGUARD Certified** for low chemical emissions.

*Natural variations in solid wood and hand-applied finishes make each piece unique. Slight grain and finish irregularities as well as subtle differences in stain shades are signs that the furniture has been crafted from solid wood and are considered hallmarks of quality.

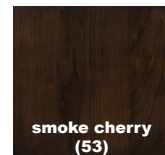
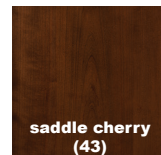
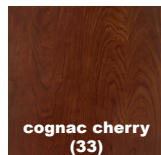




Walnut Finish



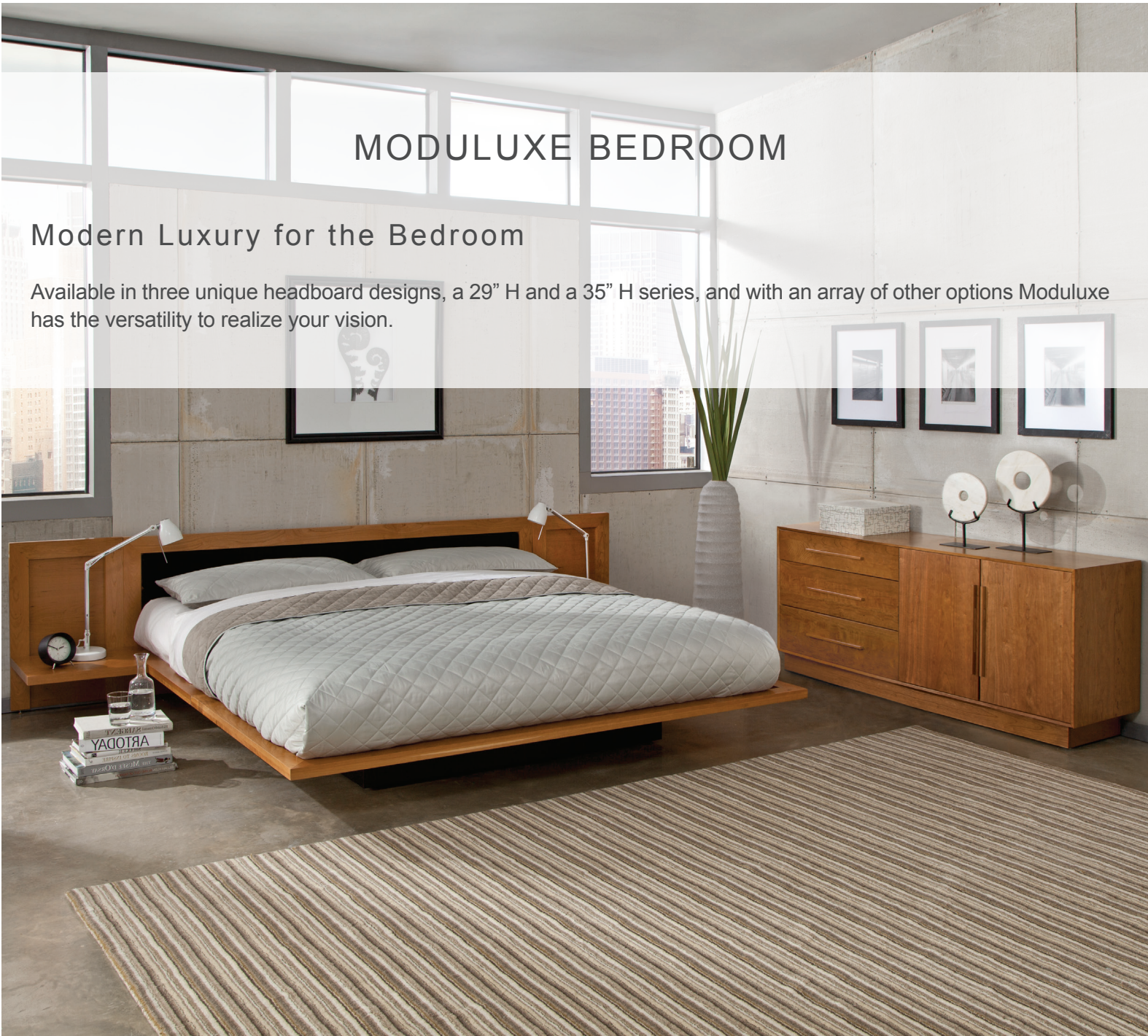
Cherry Finish Options



MODULUXE BEDROOM

Modern Luxury for the Bedroom

Available in three unique headboard designs, a 29" H and a 35" H series, and with an array of other options Moduluxe has the versatility to realize your vision.



Moduluxe Headboard Designs



Panel Headboard

Simple design emphasizing the character of the wood grain itself.



Upholstered Headboard

Horizontal bolsters available in microsuede or full aniline dyed leather in multiple colors as well as customer's own material.



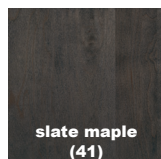
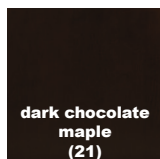
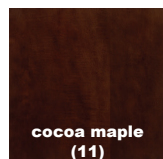

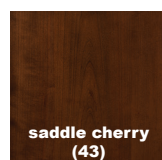
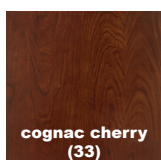


Louvered Headboard

This "clapboard" style design emphasizes the character of the wood grain with slightly more geometric detail than the panel headboard.



Finish Options

Natural variations in solid wood and hand-applied finishes make each piece unique. Slight grain and finish irregularities as well as subtle differences in stain shades are signs that the furniture has been crafted from solid wood and are considered hallmarks of quality. The finish is **GREENGUARD Certified** for low chemical emissions.



Upholstery Options

Upholstered items are available in a range of microsuede, fabric, Ultrasuede®, Ultraleather® or leather colors as well as COM (customer's own material). Please refer to the upholstery page of this catalog

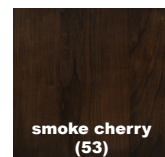
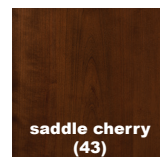
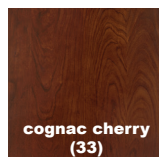
MONTEREY BEDROOM

The Monterey Bedroom gives traditional Arts & Crafts an Asian touch. The clean lines of the Monterey beds are perfectly complemented by a selection of case pieces. All pieces are crafted in solid cherry hardwood.* The Monterey bed is designed for use with a mattress only. The Monterey Bedroom is Made to Order in several finishes** with a variety of knob or pull options. The finish is **GREENGUARD Certified** for low chemical emissions.

*Natural variations in solid wood and hand-applied finishes make each piece unique. Slight grain and finish irregularities as well as subtle differences in stain shades are signs that the furniture has been crafted from solid wood and are considered hallmarks of quality.



Finish Options





Upholstery Options

Upholstered items are available in a range of microsuede, fabric, Ultrasuede®, Ultraleather® or leather colors as well as COM (customer's own material). Please refer to the upholstery page of this catalog.




RIZMA BEDROOM

Inspired by traditional window shutters of an old farm home that designer, Matthew Weatherly lived at during his studies in France. The case fascia panels are designed to follow an alternating zig-zag formation that not only creates depth and texture for the front of the cases but also serves as the pull for each drawer. A soft and continuous line defines the bed's silhouette. From the slanted upholstered headboard to the bed's base, there's a continuity of form that is consistent with all of the case pieces. The bed is designed for a mattress only.

The Rizma Bedroom is crafted in natural oak hardwood with a low sheen (10 sheen) top coat. The finish is GREENGUARD Certified for low chemical emissions.



Heavily influenced by Danish modern style, Matthew studied design and woodworking at the Royal Danish Academy and holds an Industrial Design degree from Pratt Institute. Inspired by soft minimalism, Matthew's work has been recognized internationally through awards, exhibitions, and publications.

*Natural variations in solid wood and hand-applied finishes make each piece unique. Slight grain and finish irregularities as well as subtle differences in stain shades are signs that the furniture has been crafted from solid wood and are considered hallmarks of quality.





Finish Options



SARAH BEDROOM

The Sarah Bedroom exhibits the clean lines and balanced proportions of its Shaker influence. At the center of the Sarah Bedroom is the striking bed design of the romantic raised panel sleigh bed. It has a generous headboard and can be configured for a mattress and box spring or mattress only. The Sarah sleigh bed with a high footboard is available with either a 51" or 45" high headboard.

All pieces are made of solid cherry hardwood* or a combination of solid maple and cherry* and Made to Order in several finishes** with a variety of knob or pull options.

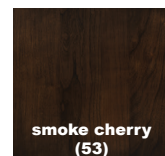
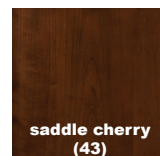
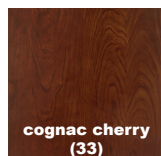

The cases are also available in maple hardwood* and Made to order in several finishes** with a variety of knob or pull options. The finish is **GREENGUARD Certified** for low chemical emissions.

*Case sides are laminated with maple veneer.

**Natural variations in solid wood and hand-applied finishes make each piece unique. Slight grain and finish irregularities as well as subtle differences in stain shades are signs that the furniture has been crafted from solid wood and are considered hallmarks of quality.

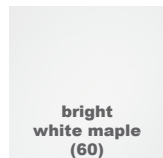
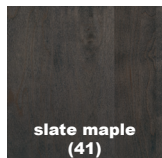
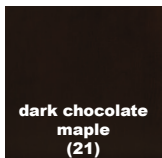


Cherry Finish Options





Maple Finish Options



SLOANE BEDROOM

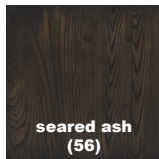
With its plush upholstered headboard and soft contemporary design, the Sloane bedroom will bring comfort, class and style to your home. The Sloane Floating bed is configured for a mattress only. For a bit of soft, nighttime illumination underbed LED lighting is now available on the Sloane floating bed. Lights are zoned left and right with independent control for each sleeper. The Sloane beds with legs can be configured for a mattress and box spring or mattress only. Upholstered Sloane headboards are available in a range of microsuedes and fabrics or Ultrasuede®, Ultraleather® as well as COM (customer's own material). Please refer to the upholstery page of this catalog.

The Sloane Bedroom is crafted in solid walnut hardwood with natural finish or solid ash hardwood and Made to Order in several finishes* with a variety of knob or pull options. The finish is **GREENGUARD Certified** for low chemical emissions.

*Natural variations in solid wood and hand-applied finishes make each piece unique. Slight grain and finish irregularities as well as subtle differences in stain shades are signs that the furniture has been crafted from solid wood and are considered hallmarks of quality. Products selected in Soaped Ash display a variegated range of colors from blonde to light brown.



Finish Options





SOHO BEDROOM

Accepting the premise that we shape our surroundings and then our surroundings shape us, the SoHo Bedroom seeks to instill the feelings of comfort and clarity. Borrowing elements from the best of traditional and contemporary design, SoHo falls into a category of its own; Modern-Classic. From the 'floating cabinet' motif of Mid-Century-Modern design to the updated Panel bed – designed for use with a mattress only, SoHo subtly evokes harmony, simplicity and versatility.

The SoHo Bedroom is crafted in solid walnut and maple or cherry and is available in an assortment of species combinations and knob and pull options for a highly customizable room setting. The finish is GREENGUARD Certified for low chemical emissions.



walnut base
walnut case
walnut drawers
(80)



walnut base
walnut case
maple drawers
(82)



walnut base
walnut case
cherry drawers
(83)



walnut base
maple case
walnut drawers
(84)



walnut base
cherry case
walnut drawers
(85)



walnut base
maple case
maple drawers
(86)



walnut base
cherry case
cherry drawers
(87)

AUDREY DINING

The double 'X' formation of the Audrey Dining Table trestle creates a state of dynamic tension giving the design a rigid base that provides diners with plenty of unobstructed leg room. Tables and Buffets are available in a number of sizes and configurations to meet the needs of almost any dining space.

The Audrey Dining Room is crafted in solid cherry or solid American black walnut hardwood and Made to Order in several finishes*. Walnut dining items are finished with a low sheen (10 sheen) top coat. The finish is GREENGUARD Certified for low chemical emissions.

*Natural variations in solid wood and hand-applied finishes make each piece unique. Slight grain and finish irregularities as well as subtle differences in stain shades are signs that the furniture has been crafted from solid wood and are considered hallmarks of quality.

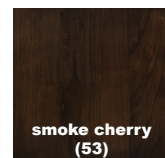
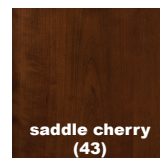
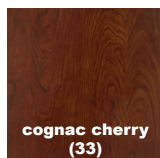



SCAN HERE TO VIEW
Easy Stow Extensior
and Leaf Storage

Upholstery Options

Upholstered items are available in a range of microsuede, fabric, Ultrasuede®, Ultraleather® or leather colors as well as COM (customer's own material). Please refer to the upholstery page of this catalog.

Cherry Finish Options





easy stow
EXTENSION AND LEAF STORAGE



AXIS CHAIRS AND STOOLS

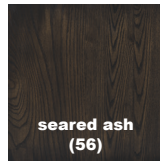
The Axis Chairs and Stools are crafted in solid ash hardwood and Made to Order in five finishes*. The finish is **GREENGUARD Certified** for low chemical emissions.

*Natural variations in solid wood and hand-applied finishes make each piece unique. Slight grain and finish irregularities as well as subtle differences in stain shades are signs that the furniture has been crafted from solid wood and are considered hallmarks of quality. Products selected in Soaped Ash display a variegated range of colors from blonde to light brown.



SCAN HERE TO VIEW
Easy Stow Extension
and Leaf Storage

Finish Options



CATALINA DINING

Combining the clean, unadorned lines of the International Modernists with organic and geometric forms, the Catalina Collection is suggestive of the works of America's Mid-Century Modern designers. The years following WWII were a time of uncertainty but also of great hope and progress. Designs of the period reflected that sense of hope and the promise of an ideal future. In our current period, one finds comfort and nostalgia in Catalina's retro-modern shapes and sensibilities.

The Catalina Dining Room is crafted in solid cherry or solid American black walnut hardwood and Made to Order in several finishes* with a variety of knob and pull options. Walnut dining items are finished with a low sheen (10 sheen) top coat. The finish is **GREENGUARD Certified** for low chemical emissions.

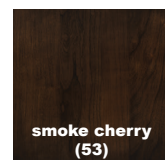
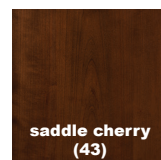
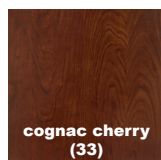

*Natural variations in solid wood and hand-applied finishes make each piece unique. Slight grain and finish irregularities as well as subtle differences in stain shades are signs that the furniture has been crafted from solid wood and are considered hallmarks of quality.



SCAN HERE TO VIEW
Easy Stow Extension
and Leaf Storage



Finish Options




EXETER DINING

Exeter dining is a striking marriage of isometric tension and modern design. Extension Tables incorporate self-equalizing ball bearing glides and can be ordered with either one or two self-storing butterfly leaves to seat up to twelve. Exeter tables are available in a range of glass top sizes highlighting the unique geometry of the table base.

The Exeter Dining Room designed by Carl Thomson is crafted in solid cherry hardwood with five finishes*. The finish is **GREENGUARD Certified** for low chemical emissions.

Carl Thompson trained and graduated as an Industrial Designer. He has worked for some of the most respected names in modern design including Eliot Noyes, Walter Dorwin Teague, and Henry Dreyfuss. Over the course of his career he has designed a broad range of products with a particular emphasis on aircraft interiors, rapid transit vehicles, and industrial vehicles. In each case, seating is an elementary and important piece. That experience applies to furniture design, a continuing interest.

He believes design is the synthesis of materials, methods, art, and science producing attractive, comfortable, useful objects and furnishings. This approach has led to domestic and international recognition.

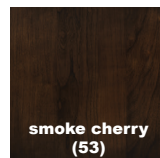
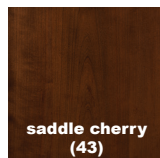


*Natural variations in solid wood and hand-applied finishes make each piece unique. Slight grain and finish irregularities as well as subtle differences in stain shades are signs that the furniture has been crafted from solid wood and are considered hallmarks of quality.





Finish Options



SARAH DINING

The Sarah Dining Room exhibits the clean lines and balanced proportions of its Shaker influence. All pieces are made of solid cherry hardwood and Made to Order in several finishes* with a variety of knob or pull options. Upholstered items are available in a range of microsuede, fabric, Ultrasuede®, Ultraleather® or leather colors as well as COM (customer's own material). Please refer to the upholstery page of this catalog.

*Natural variations in solid wood and hand-applied finishes make each piece unique. Slight grain and finish irregularities as well as subtle differences in stain shades are signs that the furniture has been crafted from solid wood and are considered hallmarks of quality.




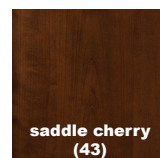
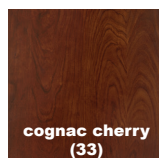

SCAN HERE TO VIEW
Easy Stow Extension
and Leaf Storage



Upholstery Options

Upholstered items are available in a range of microsuede, fabric, Ultrasuede®, Ultraleather® or leather colors as well as COM (customer's own material). Please refer to the upholstery page of this catalog. The finish is **GREENGUARD Certified** for low chemical emissions.

Finish Options



STATEMENTS DINING

Let your dining room make a statement. Each one of these striking dining tables has been designed to reimagine traditional forms and style idioms to create compelling visual focal points wherever they are used. The Tables are crafted in solid American black walnut hardwood and topped with clear tempered 15 mm glass. They are finished with a low sheen (10 sheen) top coat. The finish is **GREENGUARD Certified** for low chemical emissions.



CATALINA MEDIA AND OCCASIONALS

Catalina media and occasional pieces include a TV stand designed with wire management to organize your home entertainment equipment that is complemented by optional bookcases. The collection also includes a sofa table, coffee table, side table and end table.

The Catalina Media and Occasional pieces are crafted in solid American black walnut hardwood with natural finish and Made to Order with a variety of knob or pull options. The finish is **GREENGUARD Certified** for low chemical emissions.



ESSENTIALS COLLECTION

The Essentials Series is an assortment of occasional tables, dining tables and desks in classic mid-century modern styling. Essentials Tables and Desks utilize recovered wood, including a range of size, natural markings and coloration, resulting in solid hardwood surfaces with significant character and interest. A special offering, the Essentials Tables and Desks both celebrate the character and uniqueness of each tree and demonstrate Copeland Furniture's ongoing commitment to environmental sustainability.

The Essentials Farm Table features seared Ash hardwood legs. Choose between steel hairpin legs with brushed nickel finish or wood legs for other tables and desks. The Essentials Farm Table is crafted in solid American black walnut or natural cherry hardwood and features seared Ash hardwood legs. The other Essentials Tables and Desks are crafted in solid American black walnut or natural cherry hardwood. The tables and desk in walnut are finished with low sheen (10 sheen) top coat. The finish is **GREENGUARD Certified** for low chemical emissions.





MIMO STORAGE

The MiMo Storage collection, with its metallic and Walnut accents, combines a stark Modernist form with a touch of flair for a design that is both graceful and timeless.

The MiMo Storage cases are crafted in solid maple hardwood with a bright white finish and American black walnut hardwood with natural finish with your choice of bronze (100) or nickel (200) legs and a variety of knob or pull options. The finish is **GREENGUARD Certified** for low chemical emissions.



STATEMENTS OCCASIONAL TABLES

Let your living room make a statement. Each one of these striking occasional tables has been designed to reimagine traditional forms and style idioms to create compelling visual focal points wherever they are used.

The Tables are crafted in solid American black walnut hardwood and topped with clear tempered 15 mm glass. The finish is **GREENGUARD Certified** for low chemical emissions.



Check Coffee Table



Entwine Table



Glide Planes Coffee Table



Planes Coffee Table



Twist Coffee Table



Check End Table



Converge End Table



Planes End Table



Twist End Table



CATALINA HOME OFFICE

Catalina Home Office includes a sleek desk that is complemented by a selection of case pieces, including a credenza and organizer that offers generous storage and a laptop desk that creates a trim, functional workspace. File storage is offered with a cabinet that is equipped with anti-tip locks and can function as a printer stand. The Catalina Home Office is crafted in solid American black walnut hardwood with natural finish and Made to Order with a variety of knob or pull options. The finish is **GREENGUARD Certified** for low chemical emissions.



INVIGO SIT-STAND DESKS



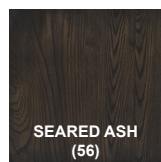
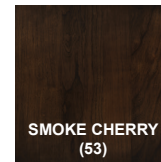
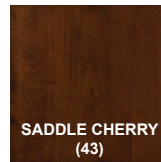
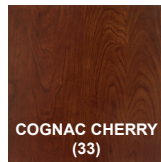
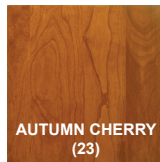

Invigo is a highly configurable series of sit to stand desks that can be specified in a range of sizes and finishes. Built on a high quality three-stage, dual motor lift base with three programmable positions, Invigo desks raise from 25" to 51" inches in height. Desks may be fitted with a variety of wire management, storage, decorative and computer accessories.

The Invigo Sit-Stand Desks are crafted in solid cherry, solid walnut or solid ash hardwood and Made to Order in several finishes*. The finish is **GREENGUARD Certified** for low chemical emissions.

*Natural variations in solid wood and hand-applied finishes make each piece unique. Slight grain and finish irregularities as well as subtle differences in stain shades are signs that the furniture has been crafted from solid wood and are considered hallmarks of quality. Products selected in Soaped Ash display a variegated range of colors from blonde to light brown.



Finish Options



LINEAR OFFICE STORAGE

With a clean, soft-contemporary aesthetic, Linear case pieces provide ample storage and functionality for home or commercial offices and are an ideal complement to our Invigo Sit-Stand desk series.

The Linear Office Storage cases are crafted in solid American black walnut hardwood with natural finish and Made to Order with a variety of knob or pull options. The finish is **GREENGUARD Certified** for low chemical emissions.



SARAH HOME OFFICE

The popular Sarah Home Office collection includes two desk options along with file, shelving, and organizer options that work together to create a trim, functional workspace.

The Sarah desk, featuring a drawer-style keyboard tray, can be extended with a left or right side return.

A separate desktop organizer adds storage space. A smaller secretary desk can be used alone or accompanied by a return. File storage is offered with a lateral or rolling cabinet; both are equipped with anti-tip locks and can function as a printer stand. Bookcases are available in three sizes and feature adjustable shelves.

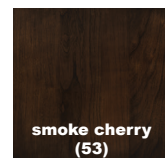
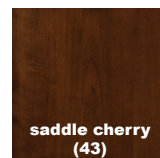
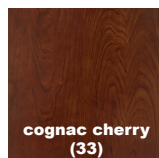
All pieces are available in solid cherry hardwood* and are Made to Order in several finishes** with a variety of knob options. The finish is **GREENGUARD Certified** for low chemical emissions.

*The lateral file and bookcase case sides are laminated with select cherry veneer.

**Natural variations in solid wood and hand-applied finishes make each piece unique. Slight grain and finish irregularities as well as subtle differences in stain shades are signs that the furniture has been crafted from solid wood and are considered hallmarks of quality.



Finish Options



SELECT HARDWOODS

Copeland selects hardwoods with a long history of sales performance in the North American marketplace. These well established species remain prized and continue to attract top dollar with consumers.




CHERRY



MAPLE



WALNUT



ASH



OAK

CHERRY offers superior woodworking characteristics. A strong hardwood with a subtle grain pattern and a uniform texture, its color darkens with exposure to sunlight. It is important to understand that exposure to light accelerates the natural oxidization process. An object left on a cherry wood surface for an extended period of time may retard the aging process in a limited area. Simply remove the object and, over time, the surface will attain a uniform reddish brown color.

MAPLE is a heavy wood characterized by straight grain or clusters of curls (burls). It is highly resistant to abrasion and indentation and the natural color ranges from cream to light brown.

AMERICAN BLACK WALNUT is a dense wood with a uniform to highly figured grain. The color ranges from light gray-brown to dark purplish-brown. Its rich patina deepens with age.

AMERICAN WHITE ASH is hard and strong and has a medium to coarse, open grain texture. The grain is almost always straight and regular. The heartwood is a light to a medium color, while the sapwood tends to be beige or light brown and is not always sharply demarcated from the heartwood.

Wood options are indicated in piece descriptions. Products selected in Soaped Ash display a variegated range of colors from blonde to light brown.

OAK is a dense wood known for its great strength and hardness. The wood is very resistant to insect and fungal attack because of its high tannin content.

THE *BEHAVIOR* OF SOLID WOOD FURNITURE



Wood is dynamic material. Some say that it is still “living” even after it is made into furniture. Unlike composite materials and stone, it is constantly adapting to its environment and actually changing weight, shape and size. For instance, a 42” wide table can change $\frac{3}{8}$ ” of an inch in width over the course of a year as the relative humidity in a living space varies with the seasons. Sometimes one surface of a wooden component will receive a different exposure to seasonal changes than the other side and a slight warping or “cupping” might occur. “Cupping” and warping are minimized by engineering the furniture so that wide expanses of hardwood, such as table tops, are stabilized by other components that run across the width of the panel and limit the extent to which the wider panel can move. We also retard variation in moisture content with the application of moisture resistant **Greenguard finishes**. While engineering solutions can limit changes in shape they will never totally eliminate them and some movement is to be expected.

Some interesting facts about solid hardwood furniture and how moisture and humidity effect it:

- 🌿 The hardwoods we use to make furniture have been dried to 6% - 8% moisture content.
- 🌿 The equalized moisture content (EMC) of a typical living environment varies from a low of 4% to a high of 11%.
- 🌿 The range in environment humidity impacts the moisture content of everything in it. For example, when a 42” x 84” Axis Dining Table leaves our factory it weighs 120 lbs. 8 lbs, 6 ounces of that is water.
- 🌿 If exposed over a long enough term to the driest residential environment (heated air in a winter climate) it will lose about 3 1/2 lbs. of water.
- 🌿 Exposed to a high humidity environment (un-air conditioned beach house) it will gain 3 1/2 lbs. It almost never reaches those extremes, because the driest and most humid seasons usually only last for several months and moisture resistant finished retards drying and uptake of moisture.

Think of the cellular structure of wood as bundles of long narrow tubes. As the moisture content of the cells is reduced the tube shrinks in width but not length. With this variation in moisture content, solid wood furniture shrinks, expands and moves. The movement is small and happens slowly and often time it is never noticed. For each 3% change in moisture content of finished wood the width of the wood will change 1% in its width. That means that if we make a table 42” wide out of lumber that is 8% moisture content, and it is left long enough in an environment with 11% EMC, it could expand by $3\frac{3}{8}$ ” in width. In extreme to the other, the change in width would be $\frac{3}{4}$ ”.


FINISHES AND FINISH OPTIONS

All pieces are finished with a catalyzed lacquer/varnish that resists stains, moisture rings and spots, heat damage (from hot beverages, etc.), and abrasions. Finishes are formulated to meet Kitchen Cabinet Manufacturers Association (KCMA) standards and provides lasting protection.

Standard finish is GREENGUARD Certified: We use a catalyzed sealer and top coat that is **GREENGUARD Certified** for low chemical emissions as the default finish option on all of our products. **GREENGUARD certification** is a testing program of UL (Underwriters Laboratory) focusing on the issue of indoor air quality. Further information about **GREENGUARD certification**, can be found at: <http://www.greenguard.org>




NATURAL MAPLE (01)




COCOA MAPLE (11)



DARK CHOCOLATE
MAPLE (21)




SLATE MAPLE (41)




BRIGHT WHITE
MAPLE (60)




PARCHMENT MAPLE (62)




NATURAL CHERRY (03)




AUTUMN CHERRY (23)



COGNAC CHERRY (33)




SADDLE CHERRY (43)




SMOKE CHERRY (53)



SOAPED ASH (54)




WEATHERED ASH (55)




SEARED ASH (56)




TAUPE ASH (57)




SAND ASH (58)




WALNUT (04)



NATURAL OAK (07)



TAUPE OAK (77)




SAND OAK (78)

Natural variations in solid wood and hand-applied finishes make each piece unique. Slight grain and finish irregularities as well as subtle differences in stain shades are signs that the furniture has been crafted from solid wood and are considered hallmarks of quality. Products selected in Soaped Ash display a variegated range of colors from blonde to light brown.

KNOB AND PULL OPTIONS

A selection of knobs and pulls is available for all Copeland cabinetry and desks.



UPHOLSTERY OPTIONS

Upholstered items are available in a range of microsuede, fabric or leather color as well as COM (customer's own material)

Grade A - Microsuede



Grade B - Fabric



Ultrasuede® HP

Ultrasuede® High Performance ultra-microfiber (excluding HP Jungle Collection) is available on most Copeland Furniture upholstered products. For more information and color choices please visit www.ultrasuede.com.

Ultraleather® Original

Ultraleather® Original is available on most Copeland Furniture upholstered products. For more information can color choices please visit www.ultrafabricsllc.com.

Leather



GREEN FURNITURE

COPELAND FURNITURE IS GREEN FURNITURE - Preservation and stewardship are values that run deep in Vermont. We take pride in the quality of the environment and the natural beauty that surrounds us. Here are some of the ways that our environmental values are reflected in each piece of furniture that we make:

WE USE SUSTAINABLY HARVESTED HARDWOODS FROM THE AMERICAN NORTHERN FOREST - The lumber we use comes from the American Northern Forest, much of it within 500 miles of our factory, consuming less energy in transporting raw material to the factory. An independent research study,* commissioned by the American Hardwood Export Council (AHEC) and conducted by a team of international experts confirms that:

U.S. hardwoods derive from legal and well managed forests.

Hardwood procured from anywhere in the hardwood states could be considered Low Risk in all five Forest Stewardship Council (FSC) controlled wood risk categories.

The U.S. hardwood-producing region can be considered low risk for illegal and non-sustainable hardwood sourcing as a result of public and private regulatory and non-regulatory programs.

*The full report can be found at www.ahec-europe.org



WE WERE AWARDED SILVER EXEMPLARY MEMBERSHIP STATUS BY SUSTAINABLE FURNISHINGS COUNCIL - Copeland Furniture was awarded Silver Exemplary Membership Status by Sustainable Furnishings Council (SFC), joining only a handful of companies to have been awarded this prestigious distinction for proven performance in meeting a range of specific sustainability measures.



RECIPIENT OF THE SAGE AWARD FOR ENVIRONMENTAL EXCELLENCE - Sponsored by the American Home Furnishings Alliance (AHFA), we were the second American furniture manufacturer to receive this prestigious award. The Sage award program was launched to recognize environmental accomplishments within the home furnishings industry. For more information go to www.sageaward.org

STANDARD FINISH IS GREENGUARD CERTIFIED - We use a post-catalyzed conversion varnish that is GREENGUARD certified for low chemical emissions as the standard finish on all of our products. GREENGUARD certification is a testing program of UL (Underwriters Laboratory) focusing on the issue of indoor air quality. Further information about GREENGUARD certification, can be found at: <http://www.greenguard.org>

WE CREATE DURABLE FURNITURE WITH TIMELESS DESIGNS THAT WILL LAST GENERATIONS - Heirloom-quality furniture has less environmental impact than a piece that will fail or has a "fashion life." As an example of quality design, our Contour bedroom group won the 2014 ASFD (American Society of Furniture Designers) Pinnacle Award for the best new bedroom design. All of our furniture is built using time-tested joinery and construction methods, durable finishes and quality hardware.

WE'RE NOT DONE - While the environmental impact of our factory and the environmental cost of the furniture we build for you is among the lowest, we're not standing still. We've continued to work to reduce VOC (volatile organic compounds) emissions. We've reduced packaging material purchases with the installation of a box making machine that allows us to make only what we need. We recycle all packaging waste and have reduced our reliance on landfill disposal. We heat our building with wood waste from our manufacturing operation further reducing our consumption of oil.

For more information and greater detail, please visit www.copelandfurniture.com




DESIGNERS



Armin Driver is the Design Director for Copeland Furniture. Armin started her education at SNTD University, Mumbai, India where she completed her diploma in Interior Design. Upon graduating from SNTD, she joined Circus Design Studio as a founding partner where she worked on several interior and architectural projects for nine years. In 1998 she moved to Ft. Bragg, California to attend the College of the Redwoods studying fine woodworking under master craftsman James Krenov for two years. She then joined Copeland Furniture and has been with them since then.



Heavily influenced by Danish modern style, **Matthew Weatherly** studied design and woodworking at the Royal Danish Academy and holds an Industrial Design degree from Pratt Institute. Inspired by soft minimalism, Matthew's work has been recognized internationally through awards, exhibitions, and publications.



Carl Thompson trained and graduated as an Industrial Designer. He has worked for some of the most respected names in modern design including Eliot Noyes, Walter Dorwin Teague, and Henry Dreyfuss. Over the course of his career he has designed a broad range of products with a particular emphasis on aircraft interiors, rapid transit vehicles, and industrial vehicles. In each case, seating is an elementary and important piece. That experience applies to furniture design, a continuing interest.

He believes design is the synthesis of materials, methods, art, and science producing attractive, comfortable, useful objects and furnishings. This approach has led to domestic and international recognition.

copeland

FURNITURE



156 Industrial Drive, Bradford, Vermont | 802.222.9282 | info@copelandfurniture.com

COPELANDFURNITURE.COM - JANUARY 2019