

bedroom

dining room

living room

home office



Natural Hardwood Furniture Made in Vermont

156 Industrial Drive, Bradford, VT | 802.222.9282

COPELANDFURNITURE.COM

UPHOLSTERY OPTIONS

Upholstered items are available in a range of microsuede, fabric or leather color as well as COM (customer's own material)

Grade A - Microsuede



Grade B - Fabric



Sunbrella® Elements

Sunbrella® Elements is available on most Copeland Furniture upholstered products. For more information and color choices please visit www.sunbrella.com.

Ultrasuede® HP

Ultrasuede® High Performance ultra-microfiber (excluding HP Jungle Collection) is available on most Copeland Furniture upholstered products. For more information and color choices please visit www.ultrasuede.com.

Leather



Ultraleather® Original

Ultraleather® Original is available on most Copeland Furniture upholstered products. For more information and color choices please visit www.ultrafabricsllc.com.

MODERN FARMHOUSE

The Modern Farmhouse Collection is an assortment of dining tables in classic midcentury modern styling. Modern Farmhouse Tables utilize recovered wood, including a range of size, natural markings and coloration, resulting in solid hardwood surfaces with significant character and interest. A special offering, the Modern Farmhouse Tables both celebrate the character and uniqueness of each tree and demonstrate Copeland Furniture's ongoing commitment to environmental sustainability.

The Modern Farmhouse Tables are crafted in solid American black walnut or natural cherry hardwood and feature seared Ash hardwood legs. The tables in walnut are finished with low sheen (10 sheen) top coat. The finish is **GREENGUARD Certified** for low chemical emissions.

*Natural variations in solid wood and hand-applied finishes make each piece unique. Slight grain and finish irregularities as well as subtle differences in stain shades are signs that the furniture has been crafted from solid wood and are considered hallmarks of quality.





Trestle Farm Table

6-FAR-9440-XX 94"l x 40"w x 29"h

6-FAR-8240-XX 82"l x 40"w x 29"h

6-FAR-9436-XX 94"l x 36"w x 29"h

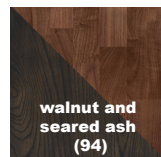
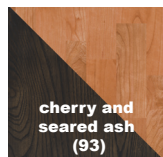
6-FAR-8236-XX 82"l x 36"w x 29"h



Farm Bench

8-FAR-9416-XX 94"l x 16"w x 18"h

8-FAR-8216-XX 82"l x 16"w x 18"h





Counter Height Farm Table

6-FAR-4072-XX	40"w x 72"l x 36"h
6-FAR-4060-XX	40"w x 60"l x 36"h
6-FAR-4048-XX	40"w x 48"l x 36"h
6-FAR-3672-XX	36"w x 72"l x 36"h
6-FAR-3660-XX	36"w x 60"l x 36"h
6-FAR-3648-XX	36"w x 48"l x 36"h



Four Leg Farm Table

6-FLF-4072-XX	40"w x 72"l x 30"h
6-FLF-4060-XX	40"w x 60"l x 30"h
6-FLF-4048-XX	40"w x 48"l x 30"h
6-FLF-3672-XX	36"w x 72"l x 30"h
6-FLF-3660-XX	36"w x 60"l x 30"h
6-FLF-3648-XX	36"w x 48"l x 30"h



Tractor Seat Chair

8-TRC-50-XX 17 1/2"w x 18 1/2"l x 20 1/2"h



Tractor Seat Counter Stool – seat height 26"

8-TRC-60-XX 17 1/2"w x 18 1/2"l x 28 1/2"h



Tractor Seat Counter Stool – seat height 26"


8-TRC-65-XX 17 1/2"w x 18 1/2"l x 32 1/2"h

EXETER DINING IN CHERRY

Exeter dining is a striking marriage of isometric tension and modern design. Extension Tables incorporate self-equalizing ball bearing glides and can be ordered with either one or two self-storing butterfly leaves to seat up to twelve. Exeter tables are available in a range of wood top or glass top sizes highlighting the unique geometry of the table base.

The Exeter Dining Room designed by Carl Thomson is crafted in solid cherry hardwood with five finishes*. The finish is **GREENGUARD Certified** for low chemical emissions.


*Natural variations in solid wood and hand-applied finishes make each piece unique. Slight grain and finish irregularities as well as subtle differences in stain shades are signs that the furniture has been crafted from solid wood and are considered hallmarks of quality.



SCAN HERE TO VIEW
Easy Stow Extension
and Leaf Storage

Carl Thompson trained and graduated as an Industrial Designer. He has worked for some of the most respected names in modern design including Eliot Noyes, Walter Dorwin Teague, and Henry Dreyfuss. Over the course of his career he has designed a broad range of products with a particular emphasis on aircraft interiors, rapid transit vehicles, and industrial vehicles. In each case, seating is an elementary and important piece. That experience applies to furniture design, a continuing interest.

He believes design is the synthesis of materials, methods, art, and science producing attractive, comfortable, useful objects and furnishings. This approach has led to domestic and international recognition.



Extension Tables

Extension tables incorporate self equalizing, ball bearing extension glides and a single 24" or double 20" (each) self storing butterfly leaves for single handed operation.

easystow
EXTENSION AND LEAF STORAGE



Extension Table with 2 leaves

6-EXE-22-XX 50"w x 72"/92"/112"l x 30"h



Extension Table with 1 leaf

6-EXE-23-XX 50"w x 72"/96"l x 30"h



Fixed Top Tables

Exeter tables are available in a range of fixed top sizes highlighting the unique geometry of the table base.



48" x 72" Table
6-EXE-12-XX

48"w x 72"l x 30"h



48" x 84" Table
6-EXE-13-XX

48"w x 84"l x 30"h



48" Round Table
6-EXR-48-XX

48"w x 48"l x 30"h



54" Round Table
6-EXR-54-XX

54"w x 54"l x 30"h

60" Round Table
6-EXR-60-XX

60"w x 60"l x 30"h



EXETER DINING IN WALNUT

Exeter dining is a striking marriage of isometric tension and modern design. Extension Tables incorporate self-equalizing ball bearing glides and can be ordered with either one or two self-storing butterfly leaves to seat up to twelve. Exeter tables are available in a range of wood top or glass top sizes highlighting the unique geometry of the table base.


The Exeter Dining Room designed by Carl Thomson is crafted in solid American black walnut hardwood with natural finish. Exeter Dining items in walnut are finished with a low sheen (10 sheen) top coat. The finish is **GREENGUARD Certified** for low chemical emissions.



SCAN HERE TO VIEW
Easy Stow Extension
and Leaf Storage

Carl Thompson trained and graduated as an Industrial Designer. He has worked for some of the most respected names in modern design including Eliot Noyes, Walter Dorwin Teague, and Henry Dreyfuss. Over the course of his career he has designed a broad range of products with a particular emphasis on aircraft interiors, rapid transit vehicles, and industrial vehicles. In each case, seating is an elementary and important piece. That experience applies to furniture design, a continuing interest.

He believes design is the synthesis of materials, methods, art, and science producing attractive, comfortable, useful objects and furnishings. This approach has led to domestic and international recognition.



Extension Tables

Extension tables incorporate self equalizing, ball bearing extension glides and a single 24" or double 20" (each) self storing butterfly leaves for single handed operation.

easystow
EXTENSION AND LEAF STORAGE



Extension Table with 2 leaves

6-EXE-22-04 50"w x 72"/92"/112"l x 30"h



Extension Table with 1 leaf

6-EXE-23-04 50"w x 72"/96"l x 30"h



Fixed Top Tables

Exeter tables are available in a range of fixed top sizes highlighting the unique geometry of the table base.



48" x 72" Table
6-EXE-12-04

48"w x 72"l x 30"h



48" x 84" Table
6-EXE-13-04

48"w x 84"l x 30"h



48" Round Table
6-EXR-48-04

48"w x 48"l x 30"h



54" Round Table
6-EXR-54-04

54"w x 54"l x 30"h



60" Round Table
6-EXR-60-04

60"w x 60"l x 30"h



Notes

copeland 
FURNITURE

