


SELECT HARDWOODS


Copeland selects hardwoods with a long history of sales performance in the North American marketplace. These well established species remain prized and continue to attract top dollar with consumers.




CHERRY



MAPLE



WALNUT



ASH



OAK

CHERRY offers superior woodworking characteristics. A strong hardwood with a subtle grain pattern and a uniform texture, its color darkens with exposure to sunlight. It is important to understand that exposure to light accelerates the natural oxidization process. An object left on a cherry wood surface for an extended period of time may retard the aging process in a limited area. Simply remove the object and, over time, the surface will attain a uniform reddish brown color.

MAPLE is a heavy wood characterized by straight grain or clusters of curls (burls). It is highly resistant to abrasion and indentation and the natural color ranges from cream to light brown.

AMERICAN BLACK WALNUT is a dense wood with a uniform to highly figured grain. The color ranges from light gray-brown to dark purplish-brown. Its rich patina deepens with age.

AMERICAN WHITE ASH is hard and strong and has a medium to coarse, open grain texture. The grain is almost always straight and regular. The heartwood is a light to a medium color, while the sapwood tends to be beige or light brown and is not always sharply demarcated from the heartwood.

Wood options are indicated in piece descriptions. Products selected in Soaped Ash display a variegated range of colors from blonde to light brown.

OAK is a dense wood known for its great strength and hardness. The wood is very resistant to insect and fungal attack because of its high tannin content.